



# ISOMAC SUPER GIADA

A Closer Look



The details were correct at the time of writing, but the manufacturer and Bella Barista reserve the right to change the technical specification of the packaging, machines and any accessories supplied with the machine (including quantity and type of accessories supplied)

## Overview

The cardboard box was not as sturdy as used for the more expensive models reviewed to date (Zaffiro, Millennium and Relax) with no extra space for accessories to be added, the supplied accessories were placed in the water tank.

It is reasonably well built using good quality components and has a solid feel, the steel is good quality. The portafilter is a non standard 53mm size and has some weight to it, although much lighter than e61 type portafilters.

The cup warmer tray is a very good size for this class of machine and gives enough height under standard size kitchen cabinets for cups etc... Filling is easy with a plastic cook's jug. The steel gauge is thinner than the Zaffiro, but still quite heavy and very good quality, the drip tray is, nice quality, very large indeed for the class of machine and has sufficient capacity for all day use before emptying in most households.

.Servicing the Super Giada will be very easy; strip down is fast and simple with only 2 screws needing to be removed to gain access for the majority of the repairs and little potential for error. Pump replacement is simplicity itself, with plenty of access around the pump. Internally the Super Giada is much simpler than HX machines; the positioning of components means that minor water spillage/leakage is very unlikely to cause any damage. This is a good point as most customers will not bother removing the tank for filling. It will be easy for the reseller to support the Super Giada, due to the easy access to internal components, good simple design and component replacement strategy that will be adopted.

**I have advised that the “half price essential barista pack” offer should be reviewed and a different offering made especially for this machine, as many of the items are unsuitable for the Super Giada**

In summary; The Isomac Super Giada is an espresso machine that will outlast cheaper brands and give many years of service. It looks great in the kitchen and is particularly suitable for the smaller kitchen. If you can't justify the expenditure on a more expensive machine, but still want Isomac quality, this is an ideal choice. Isomac are a major player in the Coffee machine market and have been supplying machines since 1977.

Bella Barista  
Nene Court, The Embankment, Wellingborough, Northants, NN8 1LD  
Tel: 01933 273275

e-mail: [claudettep@towability.com](mailto:claudettep@towability.com)

## ***How it arrived and unpacking***

Not the usual sturdy box, noticeable weaker than the one used with the more expensive machines. No room on the inside to pack accessories that will come with the Super Giada. The bubble wrap is probably a very good idea for this box.



It is quite easy to get the Super Giada out of the box as there is plenty of space at the sides to reach down and get a good grip and the Super Giada is not too heavy.

**The Isomac manual is even worse than usual It is of a very poor standard and totally incorrect in places.** The diagrams of the machine and legend are completely wrong and none of the component parts are labelled correctly. The only reason for keeping it in with the shipped machine is all the standard disclaimers and text which we do not reproduce in the BB user guide. The UK written Bella Barista Guide will prove a valuable addition to the Super Giada, especially as the system of lights can be confusing (green light on for not ready!?)

Once in position on the counter the Super Giada looks nice (in common with all Isomacs) and does not dominate on standard sized work surface. The Super Giada is especially ideal for the smaller kitchen or where space is at a premium. There is sufficient of room under standard height kitchen cupboards to place espresso/standard cups on the good sized cup warmer tray. A corner positioning of the Super Giada is ideal, especially when located near a sink



Bella Barista  
Nene Court, The Embankment, Wellingborough, Northants, NN8 1LD

Tel: 01933 273275

e-mail: [claudettep@towability.com](mailto:claudettep@towability.com)

## Preparing the Super Giada for use



### *Before you switch on*

There is nothing to remove, peel off, portafilter baskets to assemble or any thing else to do other than lift the Super Giada onto the counter, wash the cold water tank, fill it with filtered water and remove any tape holding cup trays and the like.

### *Flushing the Super Giada before 1<sup>st</sup> use*



I never like the idea of using a machine without thoroughly flushing it through, especially considering that the Super Giada may have stale water from factory testing (many months old), or manufacturing residues, Isomac mention nothing about doing this in their handbook, but this procedure is included in the UK Bella Barista guide "Getting the best from your Super Giada".



### **Key Features**

Item/Description	Picture	Comments
<p>The Super Giada had a larger "dead-band" than on more expensive Isomacs in the range. This "dead-band" coupled with a 0.2 litre boiler means "surfing the boiler" (pulling a shot at the top of the boilers heating cycle), is an essential technique.</p> <p>"Dead-band" = The temperature range between the thermostat switching on and off</p>		<p>Unlike more expensive Isomac machines, the brew water thermostat is not adjustable.</p>
<p>The brew pressure of the Super Giada seemed on the high side. This does mean you will need a good grinder.</p>	<p>We will be discussing any reasons for this with Isomac to ensure the settings are optimal</p>	
<p>Drawing hot water for an Americano is possible, but with the size of boiler, that's about it. Anything more and you will have to wait a few minutes for the machine to warm up again</p>	<p>This is purely due to the size of boiler and would be common with any machine of this type.</p>	
<p>No low water sensor of any kind. Sound of pump changes when water runs out.</p>	<p>You need to keep a good eye on the level of water in the tank.</p>	
<p>The light system is not intuitive. The green light is on when the machine is not ready and the boiler is heating.</p>	<p>I don't expect Isomac to do anything about this. Just an observation</p>	
<p>Don't like cheaper puffy plastic label</p>		<p>The metal ones that these (I understand) replace were excellent and gave an impression of quality. I am sure many could end up falling off with time, especially with the positioning by the drip tray.</p> <p>We will be talking to Isomac about this; we personally do not feel the new design label is an improvement.</p>

Bella Barista  
 Nene Court, The Embankment, Wellingborough, Northants, NN8 1LD  
 Tel: 01933 273275

e-mail: [claudettep@towability.com](mailto:claudettep@towability.com)

<p>The built in tamper actually works ok, but is a little awkward to use and also you do get coffee grounds on the drip tray.</p>		<p>I would always recommend you get a steel tamper for the 53mm basket. The Isomac ones fit fine.</p>
<p>Steam wand is quite low and you will have trouble with a Milk jug larger than 400ml (to be honest though you won't be steaming milk volumes larger than 200ml)</p>	<p>The case should really be about 10 cm longer to have the steam wand that much higher.</p> <p>It would also allow you to get a mug under the group, not just cups!</p>	
<p>The brew group is unusual, with a large brass nut that makes an impression on the puck. Not sure this affects extraction, but feels unusual.</p> <p>Portafilter has to be locked to 5 o'clock quite firmly to prevent leaks</p>		<p>Small gap in group makes it difficult to clean gasket area, portafilter design makes it prone to grounds going up the sides of the shower screen assembly.</p> <p>There are, however, some solutions in the BB UK guide to the Super Giada</p>
<p>No 3 way solenoid Valve</p>	<p>For the techies, this is a special electrically operated valve that diverts water as required to the group, or steam wand or into the drip tray. The Super Giada uses other methods to achieve a similar effect. It does mean you can't backflush the machine though.</p> <p>On the plus side, its one less electrical component to go wrong!</p>	
<p>The water tank is nice quality, but has no lifting handle, which makes it a little harder to lift out.</p>	<p>It's the same tank as used on the Zaffiro and Millennium etc. At first I thought they had made a mistake, as I can't believe it saves any money not fitting it to this model when it's fitted to the others.</p> <p>We will be talking to Isomac about this</p>	
<p>The steam wand is a lovely bit of retro design, but does drip unless closed quite firmly</p>	<p>This was also mentioned by other reviews on the internet, so seems to be a common feature with the Super Giada. It's not a problem, but strange that it's confined to this model.</p>	
<p>Reasonably heavyweight group head but shot needs to be pulled at the top of the boiler cycle. Components and spares will be specific to the Super Giada and group type</p>	<p>Group head attached to the bottom of boiler and forms part of boiler casing (no thermosyphon), will get really hot when steaming and take a while to cool down.</p>	
<p>Metal pin switches are a nice retro touch and have a good feel</p>	<p>These switch normally, up and down</p>	

<p>The Super Giada is a good steamer and easily makes plenty of microfoam. Certainly more powerful than the Millennium and other HX machines within the Isomac range.</p> <p>It of course won't have the same capacity and can only steam around 200ml volume before it runs out of "puff"</p>	<p>It's unbelievable but true. The Super Giada steamed 200ml of water to 60c in 20 seconds. A millennium did 400 ml 70 seconds!</p> <p>You know instantly when operating the steam wand that this machine is a powerful steamer!</p>	
<p>Water tank is nice quality and well finished. Big 3l capacity.</p>		
<p>All components very accessible, especially the pump. Pump replacement will be a very easy and quick job.</p>		
<p>Reasonable quality internal components, <b>but use of some plastic pipes.</b></p>		
<p>Case doesn't come off, but top plate, under cup warmer, does for access to internal components and its easy to remove (2 screws)</p>		
<p>Reasonable size brass boiler 0.2 lit , enough water to gives some thermal stability during the shot</p>		
<p>Very large drip tray only needs emptying once a day. Nice quality feel</p>		
<p><b>Quick warm up, machine ready in 10 min</b></p>		
<p>Nice large cup tray. <b>Larger than my Zaffiro cup tray!</b></p>		<p>A piece of perforated non-slip matting would work perfectly to stop the tray getting scratched. Pity the manufacturers don't supply this</p>

## **Portafilters**

These are non-standard 53 mm reasonably heavy weight portafilters. When filled with the correct amount of coffee, the shower screen and brass nut does tend to press on the puck. This makes the portafilter harder to lock into the group.

It is also unusual in that it is the first machine reviewed where the handle must be locked round to the 5 o'clock position quite firmly to prevent leaks. The holes where the coffee exits the portafilter are angled to take this into account.

It does seem to work reasonably well and you do get a nice dry puck.



Please note that your machine will be thoroughly inspected by Bella Barista prior to delivery and they will already have ensured that the Super Giada is operating correctly when you receive it and the brew pressure adjusted if necessary.

Adjustments on this machine are best not attempted by the home user. Damage as result of incorrect adjustment will not be covered under warranty

Bella Barista  
Nene Court, The Embankment, Wellingborough, Northants, NN8 1LD  
Tel: 01933 273275

e-mail: [claudettep@towability.com](mailto:claudettep@towability.com)

## ***Espresso***

The Super Giada makes good espressos and maintains the temperature during the pour. Domestic volumes of espresso one after another will be achievable with the Super Giada. Although a short delay between shots may be advisable if the boiler heater light is on.

## ***Steam Production***

The Super Giada is a strong steamer. The steam wand is well designed, the holes are not too large and the milk swirls easily, warms quickly and you will have no problems producing copious amounts of microfoam at your first attempt.

## ***Hot Water***

The Super Giada does allow you to draw hot water, although the volumes are relatively small, enough to make that Americano, possible a small cup of tea. It is necessary to allow the system to recover before pulling more espressos. This makes it advisable to draw hot water after you have made all your espressos and before switching into steam mode for milk. In truth with a boiler of 0.2 litres, the machine is not really designed for hot water production.

## ***Final Thoughts***

The Super Giada looks really nice has a sort of retro feel and is easy to keep clean, a quick wipe with a damp cloth and a buff with a microfibre cloth is all that's generally required to keep it looking great. The more complex tasks such as descaling are actually very easy to do and the supplied UK guide explains how to do them in detail.

The Super Giada is less complex than more expensive machines and would be ideal if you want great coffee and are a relatively low volume consumer. It's a machine for the smaller kitchen and for those on a tight budget who still want Isomac quality. The Super Giada actually comes up to steam pressure fairly quickly, although it takes a while to cool down again if you want to make an espresso after steaming.

If you are a coffee expert, you probably want one of the more expensive machines in the Isomac range. If you're not an expert, but you still want to be able to make a great cup of coffee now and then (better than you buy outside), the Super Giada is ideal, especially for that rushed espresso in the morning with its sub 10 min warm up time!

**If you don't have the space for a larger machine, or on a tight budget, the Super Giada gives you the ability to make coffee just like the professionals, in a small and very pretty package.**

Bella Barista  
Nene Court, The Embankment, Wellingborough, Northants, NN8 1LD  
Tel: 01933 273275

e-mail: [claudettep@towability.com](mailto:claudettep@towability.com)