



# Isomac Millennium

## A Closer Look



The details were correct at the time of writing, but the manufacturer and Bella Barista reserve the right to change the technical specification of the packaging, machines and any accessories supplied with the machine (including quantity and type of accessories supplied)

## **Overview**

The Millennium arrives well packed. Is very well built with high quality (industry standard) components and it is clear that a lot of care has been taken with assembly. Constructed using heavy gauge mirror finish stainless steel the Millennium makes a considerable statement.

This type of machine internally, is slightly more complex than the cheaper single boiler non Heat Exchanger (HX) machines, but actually much simpler to operate in daily use. There are fewer controls and no need to do anything special (apart from filling the water tank occasionally) to draw steam, hot water or espresso at any time. The Millennium automatically maintains the water level in the boiler as required and if run low on water in the tank the Millennium switches itself off as a safety precaution.

The Millennium is quiet in operation, mainly because of the good design and avoidance of metal parts touching that may cause vibration. The warmer tray is large and the machine is on the tall side, but there is still reasonable access under normal kitchen wall cupboards.

The Millennium is a flagship machine in the Isomac range and has been for some time and common with machines at the top of the range is often a choice based on aesthetics and brand. These machines do everything you would expect and do it reasonably well

In summary; The Millennium is an excellent machine both for the customer to use and the reseller to support. It will provide years of reliable service with the minimum of maintenance

**Bella Barista**  
Nene Court, The Embankment, Wellingborough, Northants, NN8 1LD  
Tel: 01933 273275

e-mail: [claudettep@towability.com](mailto:claudettep@towability.com)

## ***How it arrived and unpacking***

Very sturdy box, it is not easy to get the machine out of the box as there is limited room at the sides to reach down and get a good grip. Most customers are likely to grip on the cup rail and front underneath the drip tray as shown



The Millennium comes with a manufacturer's manual that is of the usual poor standard common with these machines. It only covers the basics of machine operation and a very brief description of how to make coffee. The UK Bella Barista guide will prove to be of significant help to the novice user.

The corner positioning of Millennium is ideal, especially when located near a sink. Once in position on the counter the machine looks nice and does not dominate on standard sized work surface, it does look a little bulkier than the Vivi. It is a tallish machine but gives enough room under standard height kitchen cupboards for cups etc. Refilling the water tank can be done with a standard plastic cook's jug, without having to pull the machine from under the cupboards.



**Bella Barista**  
Nene Court, The Embankment, Wellingborough, Northants, NN8 1LD  
Tel: 01933 273275

e-mail: [claudettep@towability.com](mailto:claudettep@towability.com)



## Inside the Millennium

Internal build quality is good with very high quality components. Components are well positioned, neatly assembled. The water sensitive control board has been shrouded in a clear plastic protective housing well located to minimise chance of damage during filling the tank (as most people will not bother removing the tank for filling), or in the event of high pressure venting or a leak in the system.

In the event of any high pressure venting the Millennium does have a nice feature where the high pressure vent is surrounded by a protective channel or gutter that routes the water down into the drip tray via a pipe.




Servicing this machine will be very easy; strip down is fast and simple with little potential for error. Component quality is (as you would expect very high), and the design excellent with easy access to internal components. The case is difficult to remove for the inexperienced home user and I would not recommend attempting this, as damage to the machine could result.




### Key features

| Item/Description   | Picture  | Comments   |
|--|--|--|
| Don't like cheaper puffy plastic label   |   | <p>The metal ones that these (I understand) replace were excellent, heavy, and solid giving an impression of quality. These no doubt have a peel off backing and simply stick on, I do not know how durable these will be?</p> <p><a href="#">We will be talking to Isomac about this; we personally do not feel the new design label is an improvement.</a></p>   |
| Drip tray could be better designed. Can't easily operate it one handed (nothing to grip) and the finish at the front looks, well, "unfinished". See photo, they really need an extra steel plate there to cover the edges and give a lip at the bottom to grip |  | <p>This should have a design with an extra front plate to cover all the edges shown, Similar to the way the Zaffiro drip tray is done.</p> <p>I personally think they should do something about this and it's not the "clean" classy finish, I would expect</p> <p><a href="#">Isomac will see these comments, so I hope they revise the millennium at some time in the future.</a></p> <p>It is however in common with all Isomacs, a nice large drip tray.</p> |

Bella Barista  
Nene Court, The Embankment, Wellingborough, Northants, NN8 1LD  
Tel: 01933 273275

e-mail: [claudettep@towability.com](mailto:claudettep@towability.com)

|  |  |   |
|--|--|---|
| <p>Machine runs hot, as do all HX machines, so you need a cooling flush.</p>   |  | <p>At least 3-4 oz. The Millennium being a moderate steamer, 1400W element and a boiler of 1.2 l there isn't much latitude for pressure adjustment</p>  |
| <p>Boiler is 1.2 litres compared to the Vivi's 1.5l.<br/>It does take longer to recover and does not have the sheer capacity, stability of the Vivi</p>                                  |  | <p>The boiler is as small as you would want to go on an HX machine. This means the Isomac would not be suited to light commercial use.<br/><br/>Isomac would do well to source a larger boiler if ever they revise the design internally (but not at the expense of boiler quality).</p>  |
| <p>The review Millennium was running at average of 1.3 bar and had reasonably good pressure (and hence temperature) stability, you don't need to "surf the boiler" on these machines</p> |    | <p>User guide doesn't state what the correct pressure should be, no green ready zone markings on the gauge. I think 1.3 bar average pressure is fine &amp; recommend that any Isomac checked should be adjusted if below 1.2 bar</p>  |
| <p>Moderate steamer compared to Vivi and Zaffiro.</p>  |  | <p>Fine for domestic use, not really suitable for light commercial use</p>  |
| <p>Very hot cup warmer tray (both good and bad see comments).</p>  |  | <p>Trying to remove this to fill tank results in burnt fingers. Especially unpleasant for a woman's hands.<br/><br/>There are two holes where you place the fingers to remove tray. We will recommend to Isomac that clear or black silicon grommets be installed to make this more comfortable for the customer.<br/><br/>Nice warm cups though!</p> |
| <p>Plastic Y connector inside</p>  |  | <p>I don't know why these are always fitted by manufacturers. Brass would be far better.<br/><br/>We will be asking them to change this</p>   |

|  |   |  |
|--|---|--|
| <p>Plastic clips on steam and hot water wands.</p>   |    | <p>I thought I would like them, I didn't. They slide about look cheap and feel bad. The normal rubber type grips found on other coffee machines feel better than these</p>   |
| <p>The water feed tubes are quite long and have square cut ends. While the in-line water filter is on, there is not a problem. When it was removed (as it will be when exhausted or 1 month old) The tube risks being "sucked" onto the bottom of the tank, obstructing the flow of water to the pump. There is a recommendation in the UK user guide to cut the tubes as shown.</p> |   | <p>Isomac should modify these tubes at the factory. They do make a small standoff strainer to fit on the bottom of the feed tube if your machine comes with this accessory , cutting the tube is not necessary</p>                                     |
| <p>When low on water machine just switches off.</p>  |   | <p>Isomac should fit a warning bleeper like the Vivi which starts beeping even though the machine switches off.</p> <p>Low water switch off level set conservatively (although personally I don't mind this I know customers find this irritating)</p> |
| <p>Nice quality steel case, Steel frame substantial and high quality</p>   |  |  |
| <p>Wiring all braided and high quality</p>   |   |  |
| <p>Liked the way the control board was protected with a plastic sleeve</p>   |   |  |
| <p>Liked the drainage system around the pressure vent valve, a thoughtful touch, and will certainly reduce the chance of water damage</p>  |   |  |
| <p>All components very accessible. This makes servicing quick and easy (once the case is off)</p>  |   |  |
| <p>Very nicely made high quality steel boiler</p>  |   |  |
| <p>Steel braided high pressure pipe</p>  |   | <p>Experienced technician approx 45m</p>   |
| <p>Pump replacement should be a straightforward job (once the case is off), requiring only the removal of 2 screws holding the pump. Then the usual removal of wiring and tubes</p>  |   | <p>How do they always get the spouts in the right place?</p>   |
| <p>Portafilters coming ready assembled and spouts in the right place</p>   |   | <p>Nice touch</p>  |

**Bella Barista**  
 Nene Court, The Embankment, Wellingborough, Northants, NN8 1LD  
 Tel: 01933 273275  
 e-mail: [claudettep@towability.com](mailto:claudettep@towability.com)

|   |  |  |
|---|--|--|
| Lack of vibrating panels, makes the Millennium a nice quiet machine to operate. |  | My Isomac Zaffiro rattles when the pump is on, especially cup warming tray.  |
| Nice large cup warming tray   |  | A piece of perforated non-slip matting works perfectly to stop the tray getting scratched. I would like to see the manufacturers supply something made for the machine |

Bella Barista  
Nene Court, The Embankment, Wellingborough, Northants, NN8 1LD

Tel: 01933 273275

e-mail: [claudettep@towability.com](mailto:claudettep@towability.com)

## **Pressurestat Adjustment**

The Millennium was running hot. This is usual with HX machines, which are a tight compromise between continuously available steam, and production of brew water for espresso. The boiler runs at some 125c, so the group gets much hotter than on a single boiler machine running at around 98-102c (as much as 102 because there is some pressure in the boilers of these machines).

Most manufacturers feed the Faema E61 thermosyphon from the heat exchanger and take no special measures to ensure that the group does not get too hot. This means a cooling flush is required, prior to drawing espresso. The E61 group is actually quite well suited to single boiler non HX systems in comparison and hence it's wide use on these non HX machines as well.

This actually works in 2 ways.

1. The water flashing off to steam from the group removes some heat from the group (evaporation).
2. The main benefit is to remove the water that has been sitting in the heat exchanger (as it will be at around 125c)

The fresh water that would come through the HX after the cooling flush is heated by the HX in the boiler and probably further heated by the group.

*The Millennium required a normal 3-4oz cooling flush **when running at 1.3bar (internal water temp of approx 125c).***

## **Final views on Pressure settings**

As always a compromise, but the 1.3 bar pressure is probably optimum for the machine, any higher and brew water temperature will be too high. I measured it at 94-95 after a cooling flush, which is on the upper limit, but again this is common with the majority of HX machines. Steam performance is moderate, but is more than sufficient for domestic use.

Raising the pressure will result in brew water temperature problems, larger cooling flushes and I suspect, won't make much difference to steam performance.

Lowering the temp may reduce brew water temperature, but with the moderate steaming performance I wouldn't recommend it.

Please note that your machine will be thoroughly inspected by Bella Barista prior to delivery and they will already have ensured that the machine is operating correctly and boiler pressure adjusted if necessary.

Pressure adjustment can be done by the home user on some machines, but we recommend not attempting this on a Millennium. Please give us a call first as it may be unnecessary.



Damage as result of incorrect adjustment will not be covered under warranty (please note correct temperature measurement of brew water is a skilled task, requiring experience and the correct equipment)

Bella Barista  
Nene Court, The Embankment, Wellingborough, Northants, NN8 1LD  
Tel: 01933 273275

e-mail: [claudettep@towability.com](mailto:claudettep@towability.com)

## Outer Case Removal

This is not an easy task because there are 8 screws on the bottom (underneath) of the Millennium, around the periphery of the case to undo, plus two screws holding the panel that carries the cold water tank (accessed from under the cup warmer tray).




Please note: I have included this mainly to show you that it's not easy to remove the outer case. You may read well meaning advice on the internet about adjusting something within the machine, necessitating case removal.

### **Don't do it**

Your machine will be thoroughly inspected by Bella Barista prior to delivery they will already have ensured that the machine is operating correctly and you should have no need to remove it.

After all the screws have been removed to remove the outer case, grasp the sides at the front with either hands and with a slight twisting motion, disengage them from the inner rail/clips.

You will find that without this slight flex, of the bottom away from the machine as you lift them, the inner part of the box section will jam on the bottom of the rail, where there is a slight lip



Bella Barista  
Nene Court, The Embankment, Wellingborough, Northants, NN8 1LD  
Tel: 01933 273275

e-mail: [claudettep@towability.com](mailto:claudettep@towability.com)

## ***Final Thoughts***

It is one of Isomac's "flagship" machines and as such carries a unique pedigree. The Millennium is a great machine, no doubt about it. It's not a cheap machine and at this level the look of the machine and "brand" name is as important as the quality.

My closer look picked up things I would like to see improved, but be assured this is an excellent quality machine that will provide years of reliable service and last a lifetime (if well maintained and carefully used). The quality of the internal components and the steel is top class and it has the name and looks together with the excellent Faema E61 group.

## ***Espresso***

As long as a cooling flush is performed, the Millennium makes consistently good espressos and easily maintains the temperature during the pour. Domestic volumes of espresso one after another will be absolutely no problem with this machine.

## ***Steam Production***

The Millennium is a moderate steamer. The steam wand is well designed and the 2 holes are not too large. The milk swirls easily and the moderate steam performance actually helps with getting good quantities of microfoam before the milk overheats. You will have no problems producing copious amounts of microfoam at your first attempt.

**Please note that although it is moderate strength steamer, it will produce almost limitless amounts of steam and wont "run out of puff"**

## ***Hot Water***

It's nice to have plenty of really hot water on tap. The internal boiler has plenty of water available. Recovery time after drawing water is good. Drawing water for an Americano, the system recovers within 60 seconds.

The E61 group head is an industry standard (as are many of the components in the machine), so parts such as, pumps, gaskets, shower screens, filter holders, filter holder handles etc. are all a standard size and readily available from multiple suppliers. This also means that the pricing of these spares is highly competitive. **I had a different make of coffee maker many years ago, the gasket and shower screen for that much cheaper machine was more than 3 times the cost of the same components for the Millennium!**

Bella Barista  
Nene Court, The Embankment, Wellingborough, Northants, NN8 1LD  
Tel: 01933 273275

e-mail: [claudettep@towability.com](mailto:claudettep@towability.com)